

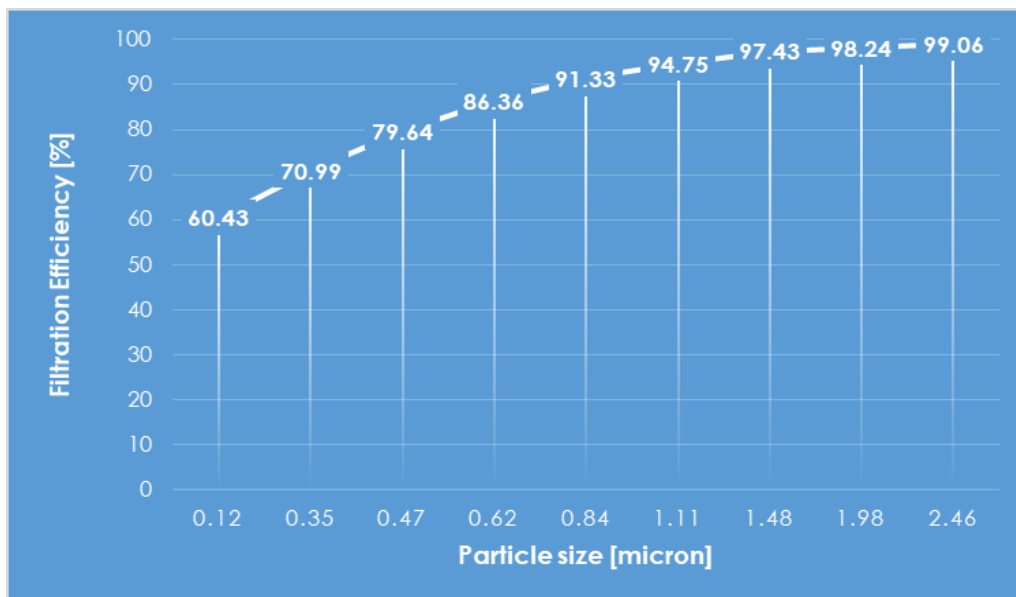
Technical Specifications

Nanofibrous Windows Screen


Nanocleaner Ultra Antimicrobial*

Physical properties	Target	Unit
Basis weight	173 ± 2	g/m ²
Air permeability¹	538 ± 26	mm/s [CSN EN ISO 9237]
Pressure drop²	31 ± 1	Pa @5.33 cm/s
Filtration Efficiency³	(Particle at 2.5 μm) ²	99 ± 1
	(ePM10)	96.6 ± 2
	(ePM2.5)	91.1 ± 2.8
	(ePM1)	88.2 ± 4.4
Nanofiber Diameter	120 ± 20	nm
Total thickness	0.47	mm
Standard Dimension of roll	Max: 1.5m x 90m Shorter or Longer lengths are upon request	Width x Length
Storage conditions	in a dry, clean, well-ventilated area at room temperatures between 15 to 25° C. Do not wrap rolls with plastic foil.	

Filtration Efficiency vs. Particle Size [EN 1822]



Front view of Window screen




Rearview of Window screen




Scanning Electron Microscope images

70 x



30,000 x



Structure of Window Screen from cross-sectioned view

1. PET Protective fabric



2. Nanofibrous web



3. The SUNOX® Fiberglass mesh



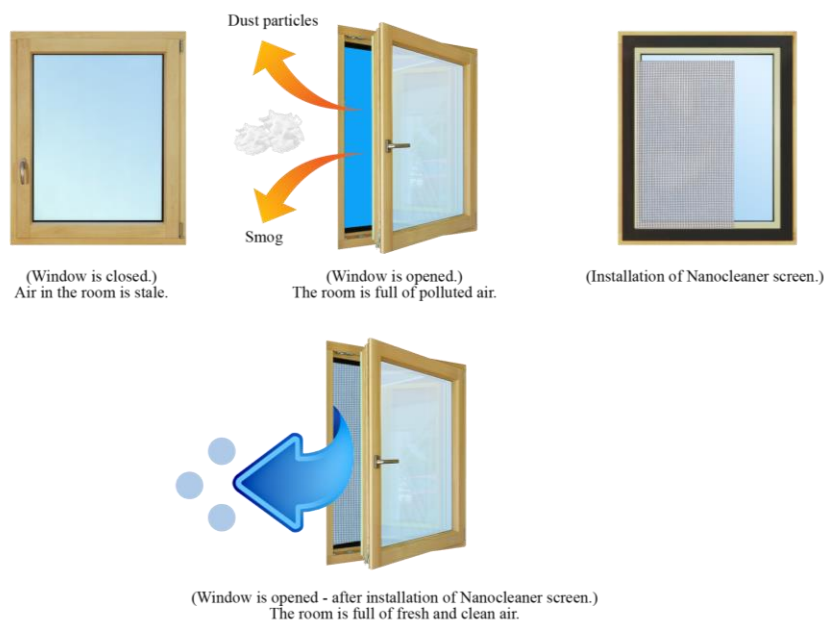
Advantages of Antimicrobial Nanocleaner

- They are designed for excellent protection against smog, dust, soot, pollen, bacteria, virus, and other particles.
- The SUNOX[®] active antibacterial and antiviral screening is unalterable over time
- Fiberglass/PVC mesh with nanotechnology treatment have activated photocatalysis: a highly sanitizing, entirely natural process.
- Suitable for all the environments where health care is essential: houses, schools, public places.
- Blocks for the strong wind.
- High resistance against weather conditions (rain, snow, direct sunlight)
- Waterproof surface (windows can be open on a rainy day)
- Easy handling and maintenance
- Excellent lifetime

How Nanocleaner Antimicrobial Works

Nanocleaner is ready to serve fresh air into your living area as soon as window screens assemblage complete. You can cut the desirable size of the window screen with scissors.

Photocatalysis is a process that is activated by light and air. The SUNOX[®] screenings, in the presence of these two elements, trigger a robust purifying process leading to the decomposition and transformation of bacteria, viruses, and fungi into harmless substances.



Cleaning

1. Remove the Nanocleaner product from the window and soak it in a water tank for 10 minutes or lean it 45 degrees and wash it with a shower head from both sides very gently at the temperature between 30 – 40 °C.
2. If needed, apply soapy water up to 30 °C on the outer side (plastic mesh) by only spraying and let the soapy water take effect for about 5 minutes and use low-pressure water to wash or rinse.
3. The Nanocleaner has to be completely dry before installing back to the window.

*Nanocleaner Ultra Antimicrobial – The above value is given for informational purposes only.

1. Air permeability performance has been measured according to CSN EN ISO 9237; please ask testing report.
2. Pressure drop has been measured during filtration efficiency test according to EN 1822; please ask for the testing report.
3. Filtration efficiency performance has been measured according to EN 18222; please ask testing report.

